




Makkah
For Air Outlets



SAND TRAP LOUVER (STL)

Product Description

Makkah sand Trap louvers are very effective in trapping sand while having attractive and aesthetic look that meets most architectural needs. Sand Trap louvers are constructed from two sets of inverted C- Channels mounted vertically. The Louver has self emptying holes at the bottom through which the trapped sand is expelled out smoothly. Frame and blades are made from extruded aluminum alloy (6030- T 6) polyester powder coated (RAL 9016or 9010). Other colors are available on request.

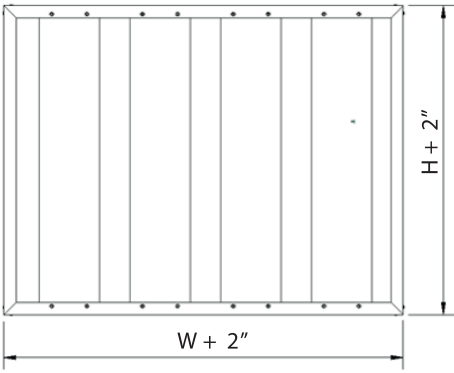
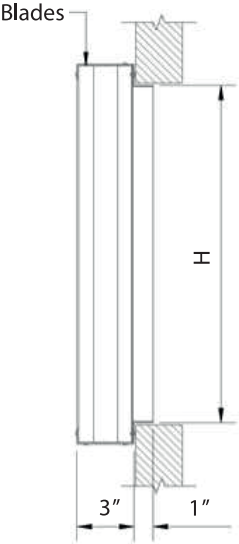
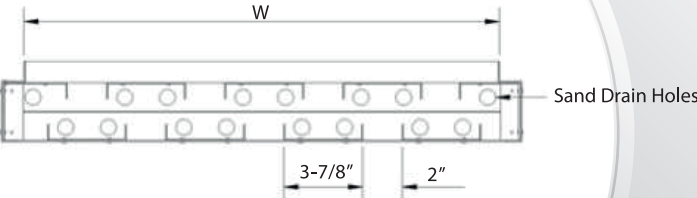
Sand Trap louver allows air flow entry while separating and trapping sand from the air.

Options

- Removable and washable air filters 1or 2inches (Aluminum).
- Bird or Insect screen (Aluminum or galvanized steel).

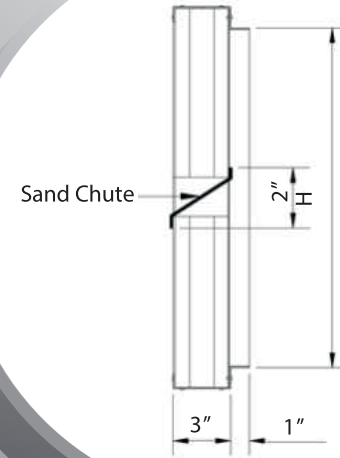


Dimensions



Multi Section with Sand Chute

For louver heights more than 1.0 meter intermediate reinforcement with transom and sand chute are used.



Free Area of Listed Sizes (ft²) ↗

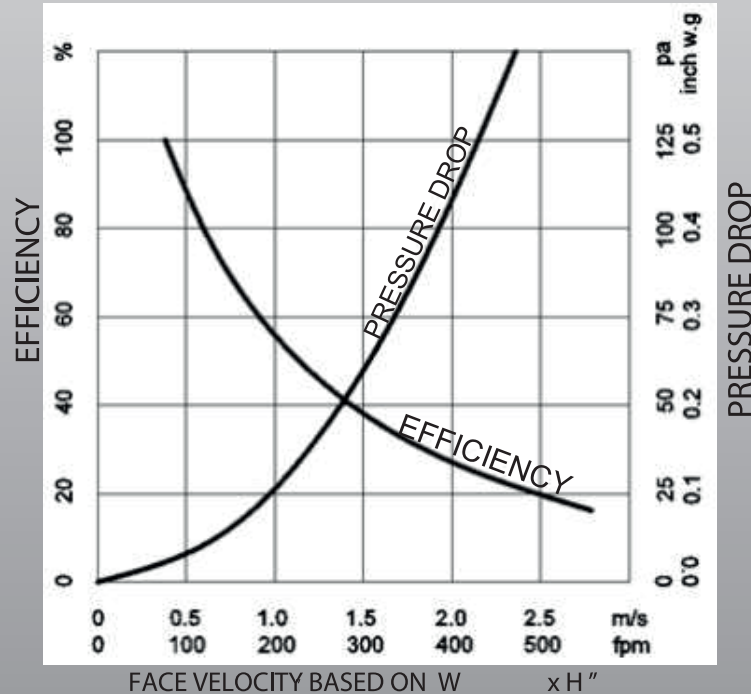
Height	Width (inches)													
(inches)	12	18	24	30	36	42	48	54	60	66	72	78	84	90
12	0.31	0.47	0.64	0.79	0.96	1.12	1.28	1.44	1.60	1.77	1.93	2.09	2.25	2.41
18	0.47	0.72	0.96	1.21	1.45	1.70	1.94	2.19	2.43	2.68	2.92	3.17	3.41	3.66
24	0.64	0.96	1.29	1.62	1.95	2.78	2.60	2.93	3.26	3.59	3.92	4.24	4.57	4.90
30	0.79	1.21	1.62	2.03	2.44	2.85	3.27	3.68	4.09	4.50	4.91	5.32	5.73	6.15
36	0.96	1.45	1.95	2.44	2.94	3.43	3.39	4.42	4.92	5.41	5.91	6.40	6.89	7.39
42	1.04	1.57	2.11	2.65	3.19	3.72	4.26	4.79	5.33	5.87	6.40	6.94	7.47	8.01
48	1.20	1.82	2.44	3.06	3.68	4.30	4.92	5.54	6.61	6.78	7.40	8.02	8.64	9.26
54	1.36	2.06	2.77	3.47	4.17	4.87	5.58	6.28	6.98	7.69	8.39	9.10	9.80	10.50
60	1.52	2.31	3.09	3.88	4.67	5.45	6.24	7.03	7.81	8.60	9.39	10.17	10.96	11.75
66	1.69	2.55	3.42	4.29	5.16	6.03	6.90	7.77	8.64	9.51	10.38	11.25	12.12	13.00
72	1.85	2.80	3.75	4.71	5.66	6.61	7.57	8.52	9.47	10.42	11.38	12.33	13.28	14.23
78	2.01	3.04	4.08	5.12	6.15	7.19	8.23	9.26	10.30	11.33	12.37	13.41	14.44	15.48
84	2.17	3.29	4.41	5.53	6.65	7.77	8.89	10.01	11.13	12.25	13.37	14.49	15.61	16.72
90	2.33	3.53	4.74	5.69	7.14	8.35	9.55	10.75	11.96	13.16	14.36	15.56	16.77	17.97

Performance

Test results conducted on similar equipment
Indicate a typical efficiency of 80% on AC coarse (20- 200microns)
AC fine test duct (1 to 70 microns)

-Standard free Area Ratio = 0.33

$$\text{CFM} = \frac{0.33 \times H'' \times W'' \times \text{Face Velocity (fpm)}}{144}$$



Sand Trap Louver Unit STLU

1. Sand Trap Louver
2. Bird or Insect Screen (Alum. or Galvanized steel)
3. Aluminum Filter (Washable) 1 or 2 Inches
4. Volume Control Damper
5. G.I Duct (20 gauge)
6. Slide on Flange (MS Steel Angle) 35x30mm

Note : Customer should confirm the position of the damper quadrant or actuator and access door for filter at either left or right side from louver face.

